

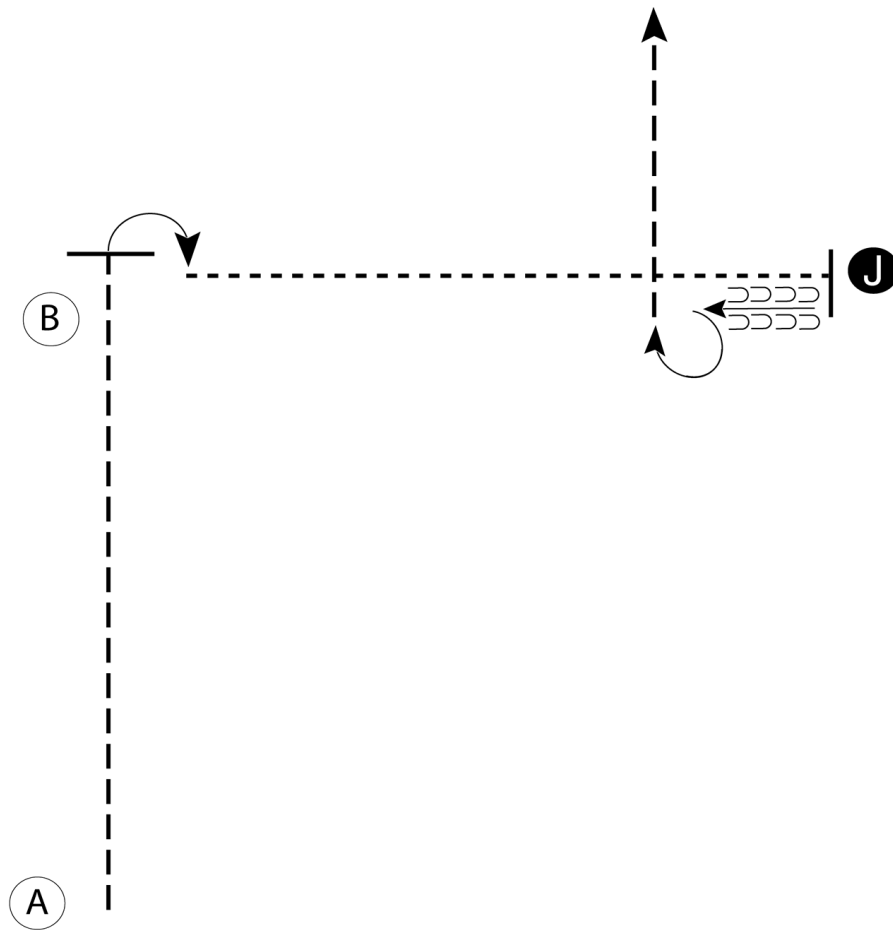
CSC Open Horse Show

CSC Showmanship Buckle Series

Show Date: 5/2025

w w w . H o r s e S h o w P a t t e r n s . c o m

w w w . H o r s e S h o w P a t t e r n s . c o m



1. Begin at A. Trot from A past B
2. Stop and perform a 90 degree turn
3. Walk to the Judge, stop and set up for inspection
4. When dismissed back one horse length and perform a 270 degree turn
5. Trot to the line-up

- Walk -----
- Trot - - - - -
- Back ←
- Marker (B)
- Judge (J)

[S/1-14]

Pattern Provided by:
Donna Sausville

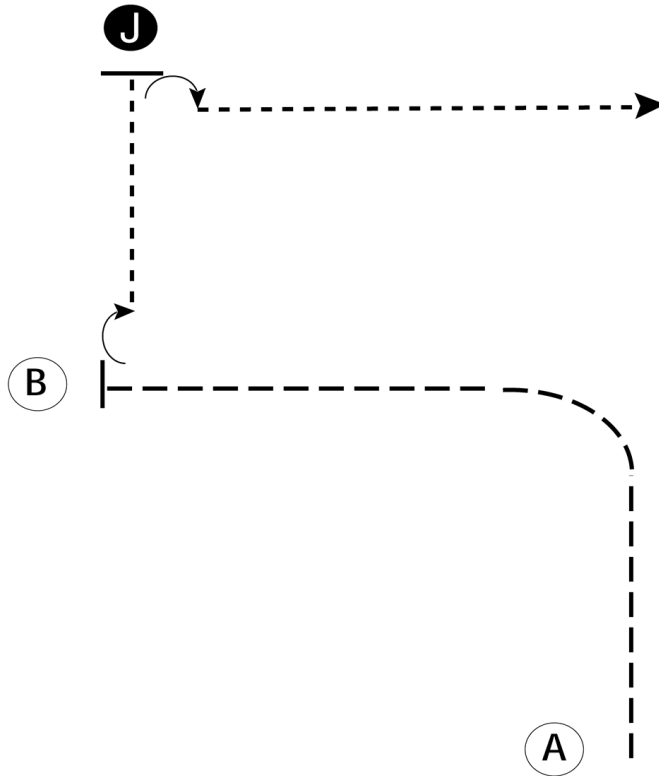
CSC Open Horse Show

WTJ showmanship

Show Date: 5/2025

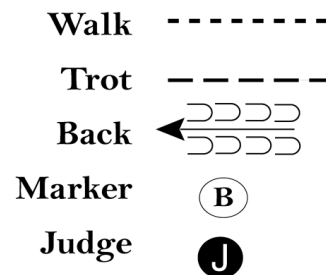
w w w . H o r s e S h o w P a t t e r n s . c o m

w w w . H o r s e S h o w P a t t e r n s . c o m



Be ready at A.

1. Trot from A to B.
2. Stop at B and perform a 90 degree turn.
3. Walk to the judge.
4. Stop and set up for inspection.
5. When dismissed, perform a 90 degree turn.
6. Walk away from judge.
7. Follow the instructions of your ring steward.



[S/WT-15]

Pattern Provided by:

Donna Sausville

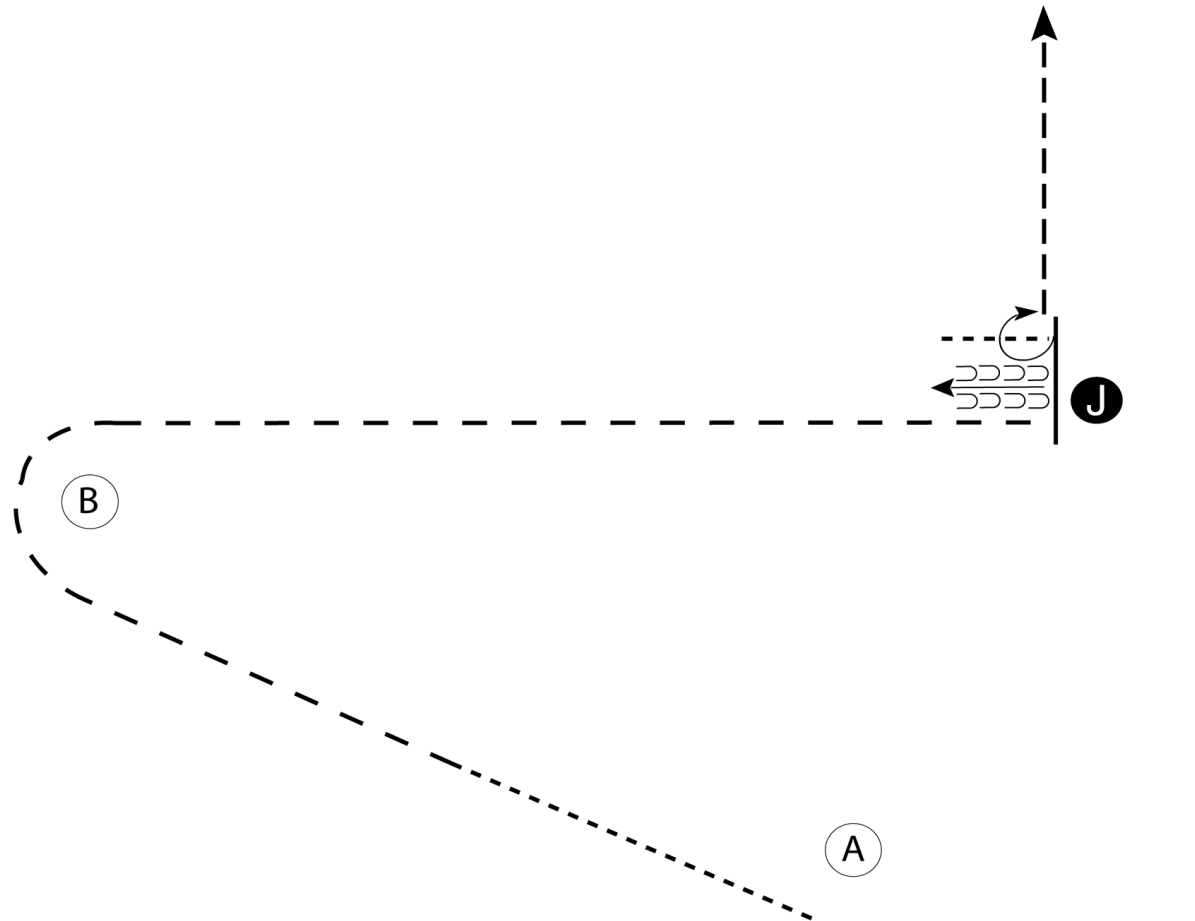
CSC Open Horse Show

3 gait showmanship

Show Date: 5/2025

w w w . H o r s e S h o w P a t t e r n s . c o m

w w w . H o r s e S h o w P a t t e r n s . c o m



1. Begin at A. Walk halfway to B
2. Trot to and around B to the Judge
3. Stop and back one horse length
4. Walk to the Judge and set up for inspection
5. When dismissed perform a 270 degree turn and trot to the line-up

- Walk -----
Trot - - - - -
Back ← ---
Marker (B)
Judge (J)

[S/1-15]

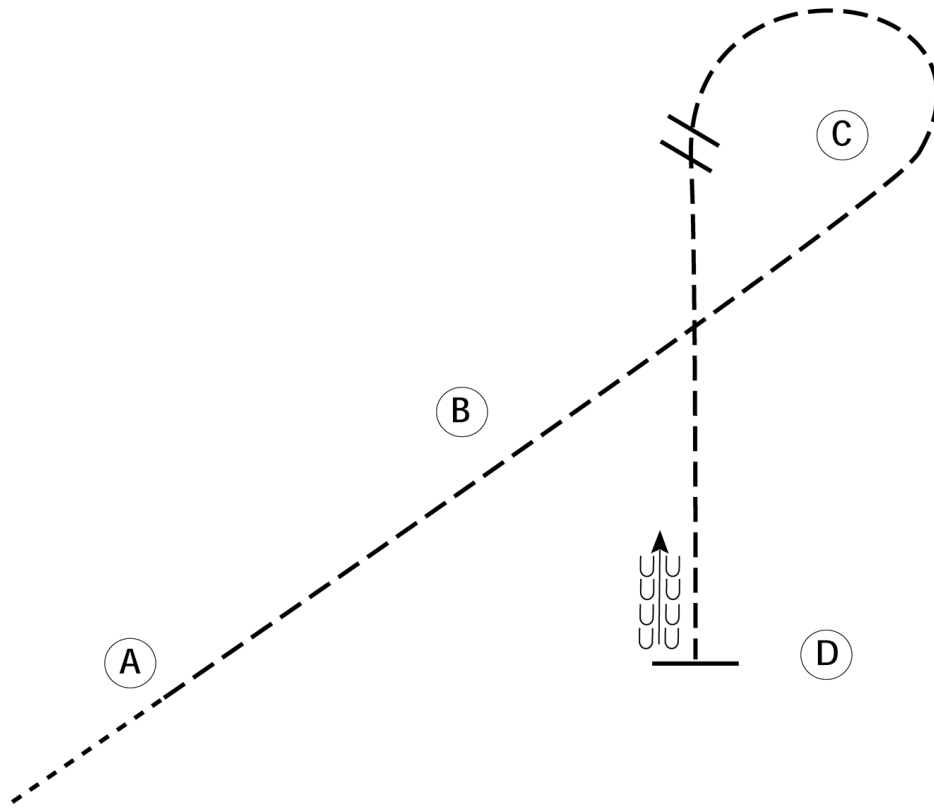
Pattern Provided by:

Donna Sausville

CSC Open Horse Show

WTJ Equitation Pattern Class

Show Date: 5/2025



Be ready before A.

1. Walk to A.
2. Sitting trot to B.
3. Posting trot on the right diagonal to and around C.
4. At C, change diagonals.
5. Posting trot on the left diagonal to D.
6. Stop at D. Back approximately one horse length.
7. Follow the instructions of your ring steward.

Walk	-----
Trot	- - - - -
Extended Trot	-----
Canter	—————
Leg Yield	
Lead Change	↙ ↘
Back	← ← ← ← ←
Marker	⊙
Sidepass	← — — — — →
Hand Gallop	—————

[HSE/WT-14]

Pattern Provided by:

Donna Sausville

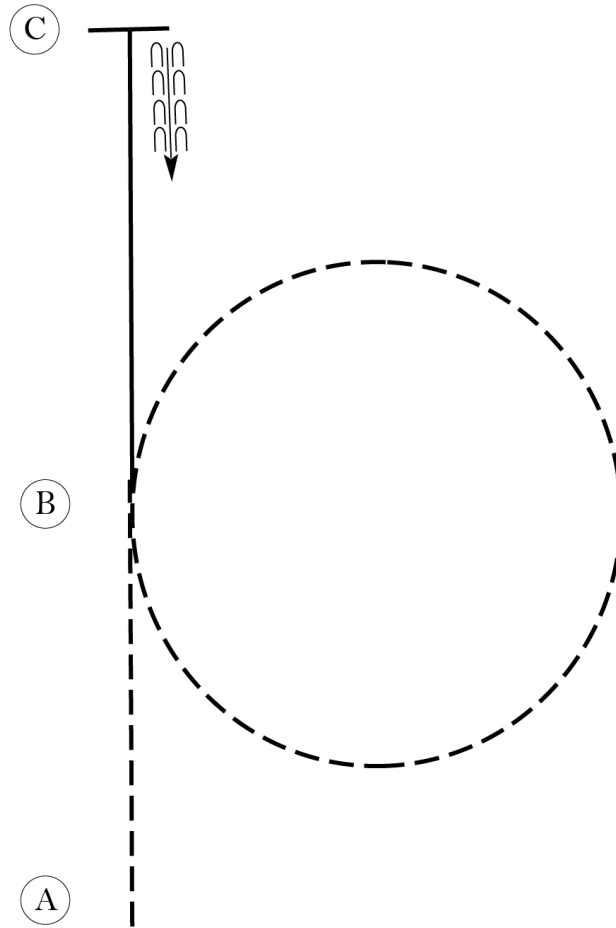
CSC Open Horse Show

English Equitation pattern

Show Date: 5/2025

w w w . H o r s e S h o w P a t t e r n s . c o m

w w w . H o r s e S h o w P a t t e r n s . c o m



Be ready before A.

1. Sitting trot A to B.
2. At B, posting trot circle to the right on proper diagonal.
3. At B, canter on the left lead to C.
4. Stop at C and back approximately one horse length.

Walk	-----
Trot	- - - - -
Extended Trot	— — — — —
Canter	—————
Leg Yield	
Lead Change	↘ ↙
Back	← ← ←
Marker	(B)
Sidepass	← — — — — →
Hand Gallop	—————

[HSE/1-2]

Pattern Provided by:

Donna Sausville

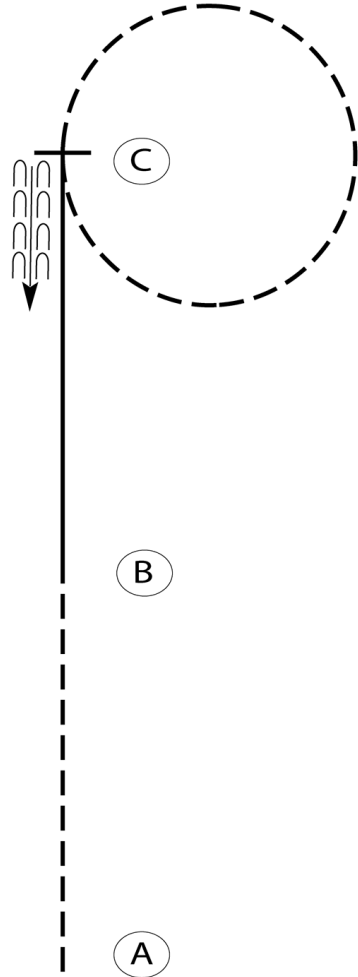
CSC Open Horse Show

Western Horsemanship Pattern

Show Date: 5/2025

w w w . H o r s e S h o w P a t t e r n s . c o m

w w w . H o r s e S h o w P a t t e r n s . c o m



Be ready at A.

1. Jog from A to B.
2. Lope on the right lead to C.
3. Even with C, break to a jog and circle to the right.
4. Stop at C and back one horse length

Retire to the rail or line up at a jog.

Walk	-----
Jog	- - - - -
Extended Jog	- - - - -
Lope	—————
Leg Yield	
Lead Change	— / —
Back	← ← ← ← ← — — — — —
Marker	⊙
Sidepass	← — — — — →

[WH/1-20]

Pattern Provided by:
Donna Sausville

Trail Symbols


 walk


 trot

 halt

 sidepass

 extended walk

 Back

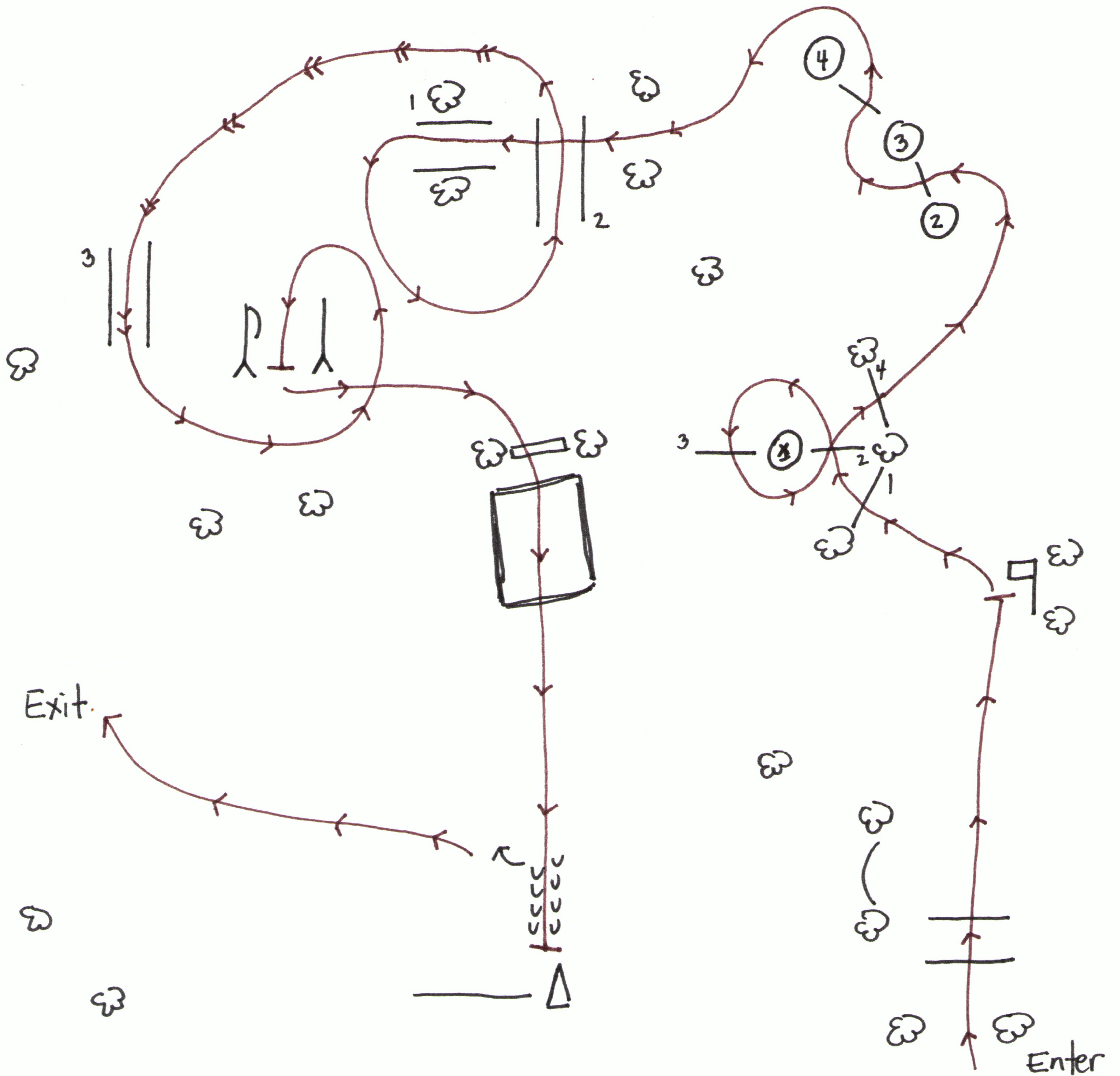
 pivot/turn

 leg yield

May

Trail pattern for – In hand #40, WTJ Green #41 and WTJ 13 and under #42

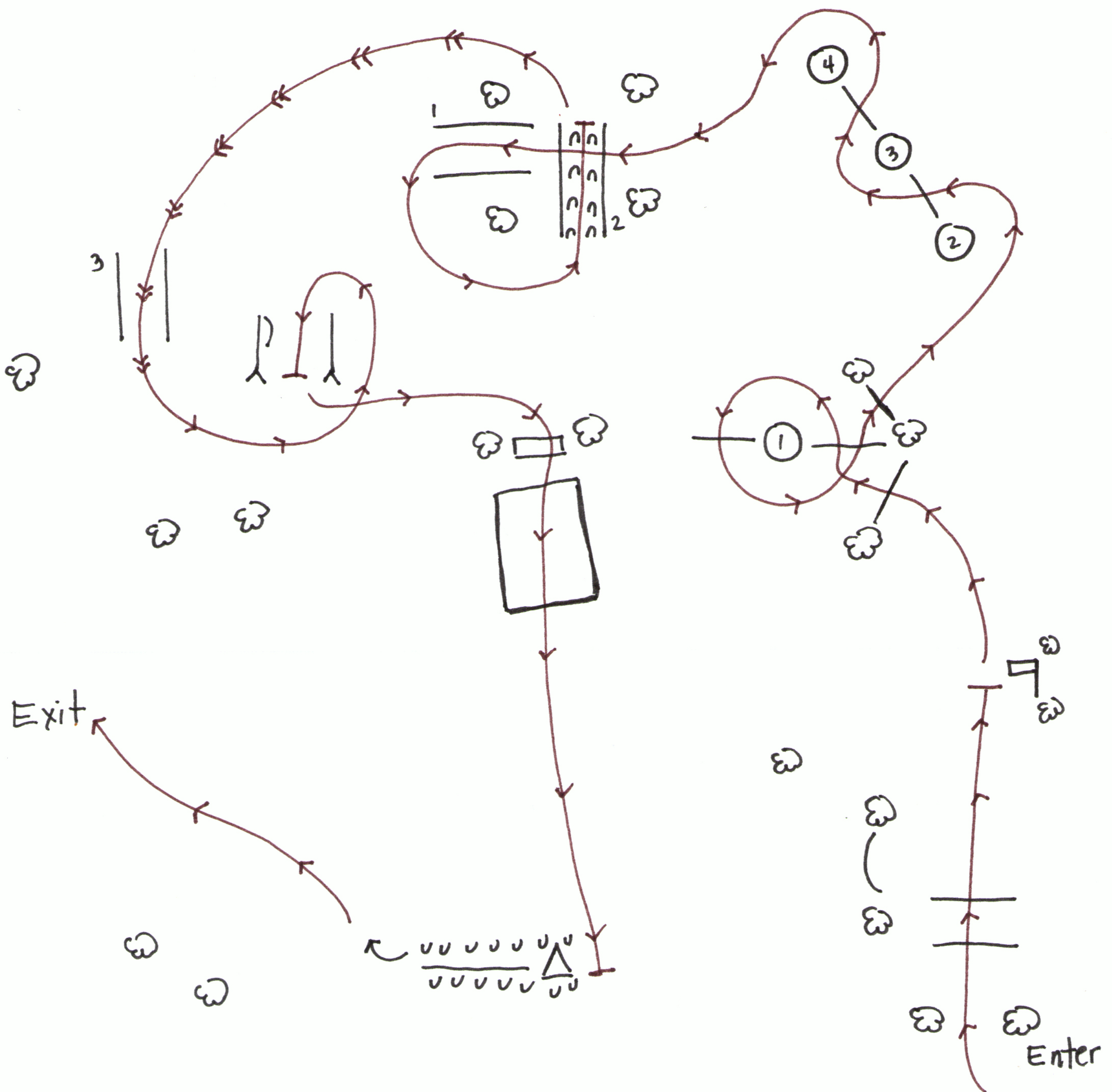
1. Enter and walk over poles
2. Walk to mailbox. Halt and count to 5.
3. Walk over poles, circling left around barrel 1. Exit poles at a walk.
4. Walk and weave around barrels 2, 3 and 4. (Step over poles in between barrels).
5. Walk through chutes 1 and 2, as pictured. Pick up trot.
6. Trot through chute 3 then walk and circle left. Halt between standards. Count to 5.
7. Walk over log and then bridge.
8. Walk to cone. Halt. Thank judge. Back 4 steps.
9. Pivot 90 degrees to the right on the haunches. Walk off on a loose lead or rein.



May

Trail pattern for – WTJ 14 and over #43, English and Western 17 and under #44 and #46

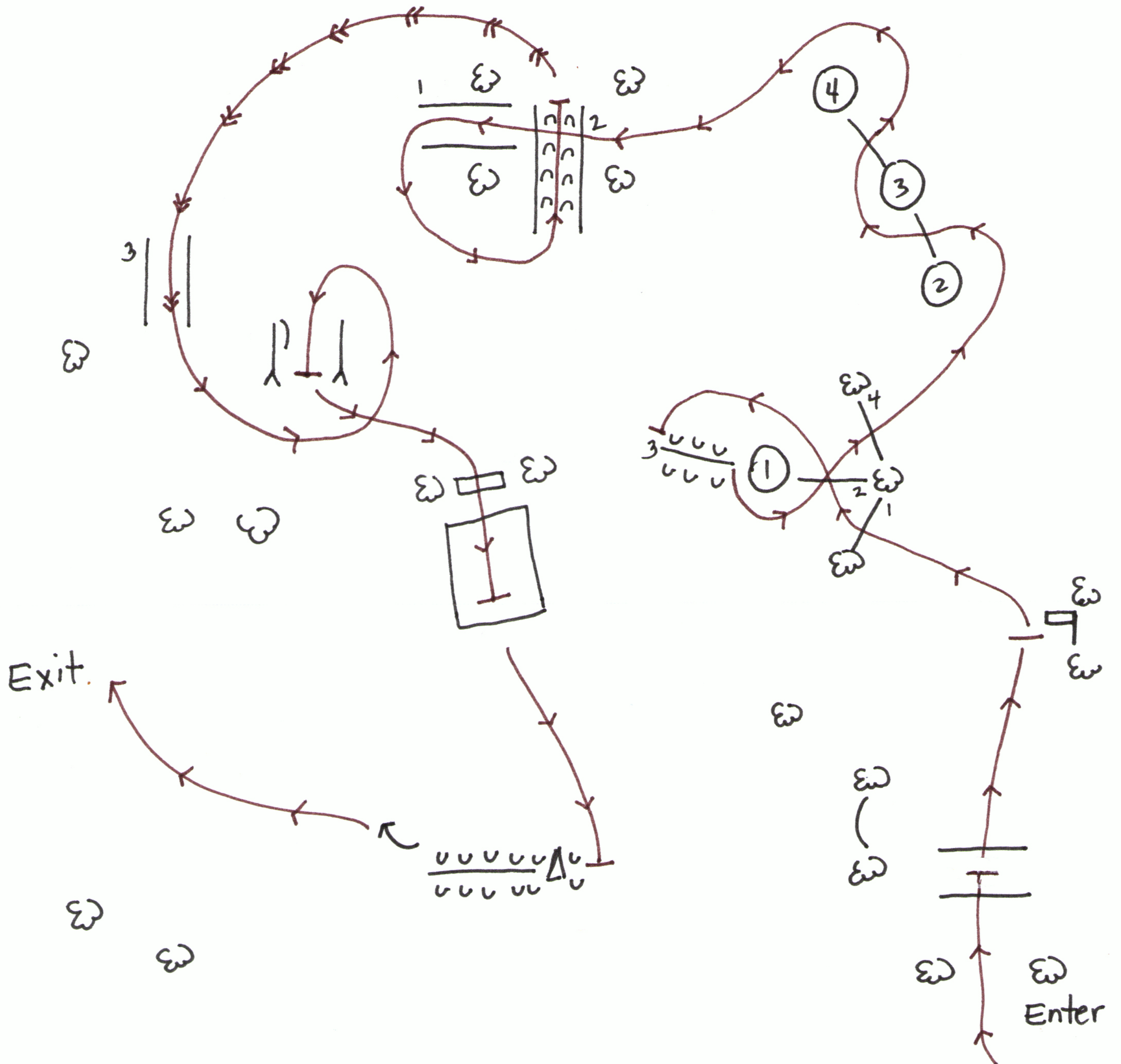
1. Enter and walk over poles
2. Walk to mailbox. Halt and show mail. Replace mail.
3. Walk over poles, circling left around barrel 1. Exit poles at a walk.
4. Walk and weave around barrels 2, 3 and 4. (Step over poles in between barrels).
5. Walk through chutes 1 and into chute 2. Halt and back 4 steps. Walk forward, then trot.
6. Trot through chute 3 then walk and circle left. Halt between standards. Count to 5.
7. Walk over log and then bridge.
8. Walk to the left of the cone. Halt. Thank judge. Sidepass right over cone and pole.
9. Pivot 90 degrees to the right on the haunches. Walk off on a loose lead or rein.



May

Trail pattern for – English and Western 18 and over #45 and #47

1. Enter at a walk. Halt with front feet over first pole. Count to 5.
2. Walk to mailbox. Halt and show mail. Replace mail.
3. Walk over poles, circling left around barrel 1 to end of pole 3. Sidepass left. Exit poles at a walk.
4. Walk and weave around barrels 2, 3 and 4. (Step over poles in between barrels).
5. Walk through chutes 1 and into chute 2. Halt and back 4 steps. Walk forward, then trot.
6. Trot through chute 3 then walk and circle left. Halt between standards.
7. Pick up hoodie and replace it on opposite standard.
8. Walk over log and onto bridge. Halt and count to 5.
9. Walk to the left of the cone. Halt. Thank judge. Sidepass right over cone and pole.
10. Pivot 90 degrees to the right on the haunches. Walk off on a loose lead or rein.



May

Challenge class #48

Trail pattern for -

1. Enter at a walk. Halt with front feet over first pole. Count to 5.
2. Trot to mailbox. Halt and show mail. Replace mail.
3. Walk over poles, circling left around barrel 1 to end of pole 3. Sidepass left. Exit poles at a walk.
4. Walk and weave around barrels 2, 3 and 4. (Step over poles in between barrels).
5. Walk through chutes 1 and into chute 2. Halt and back 4 steps. Walk forward, then trot.
6. Trot through chute 3 then walk and circle left. Halt between standards.
7. Pick up hoodie (carry). Circle right passing through chute 3. Return to standards. Replace hoodie on opposite standard.
8. Walk over log and onto bridge. Halt and count to 5.
9. Walk to rope gate as shown. Halt. Thank judge. Pivot 180 degrees on the haunches to the right.
10. Work the rope gate with your right hand. Walk on a loose rein to exit course.

