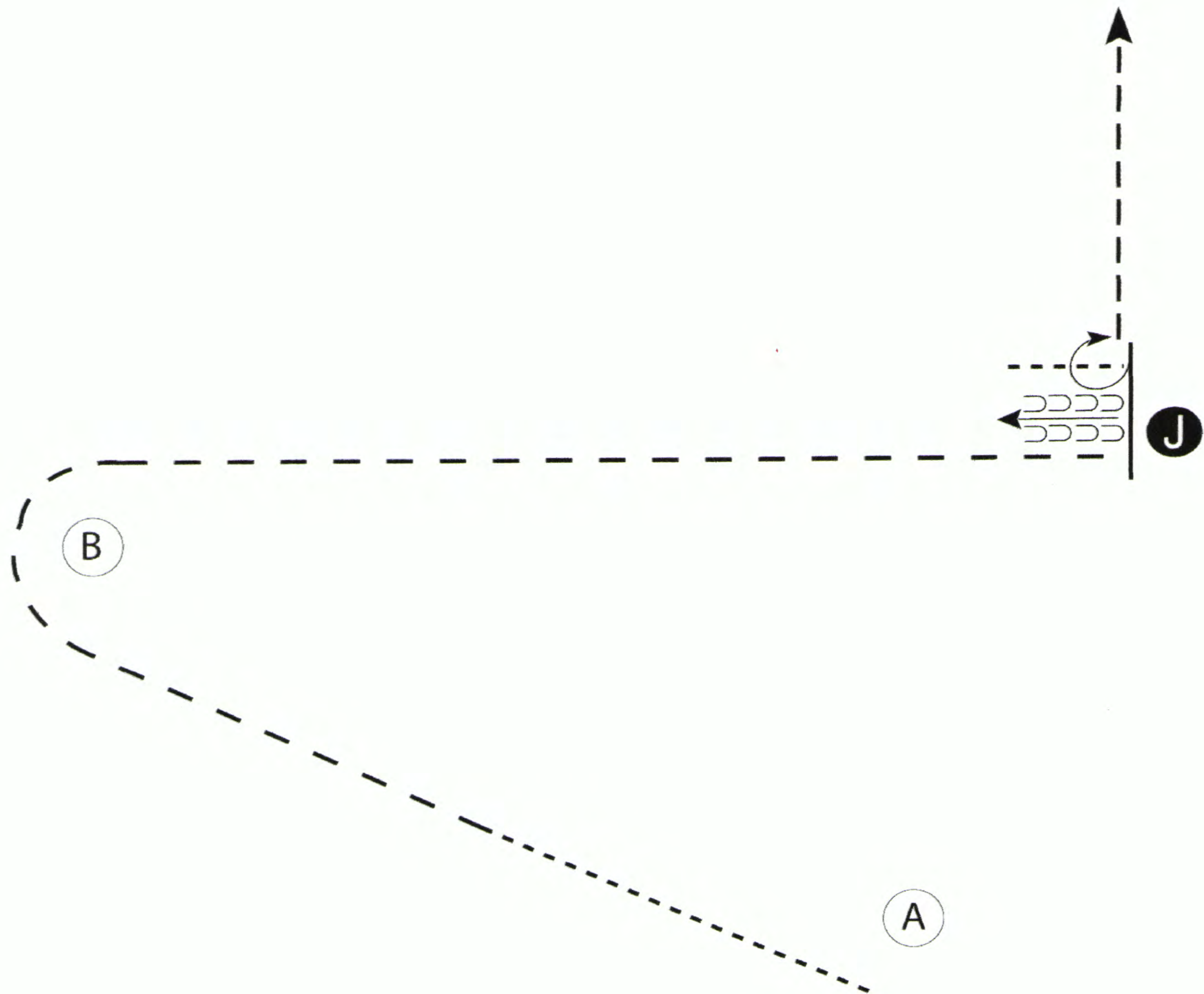


CSC Open Horse Show

WTJ showmanship

Classes 3, 4, 5

Show Date: 06-09-2024



1. Begin at A. Walk halfway to B
2. Trot to and around B to the Judge
3. Stop and back one horse length
4. Walk to the Judge and set up for inspection
5. When dismissed perform a 270 degree turn and trot to the line-up

Walk	-----
Trot	- - - - -
Back	← 〰〰〰〰
Marker	⊙ B
Judge	● J

[S/1-15]

Pattern Provided by:

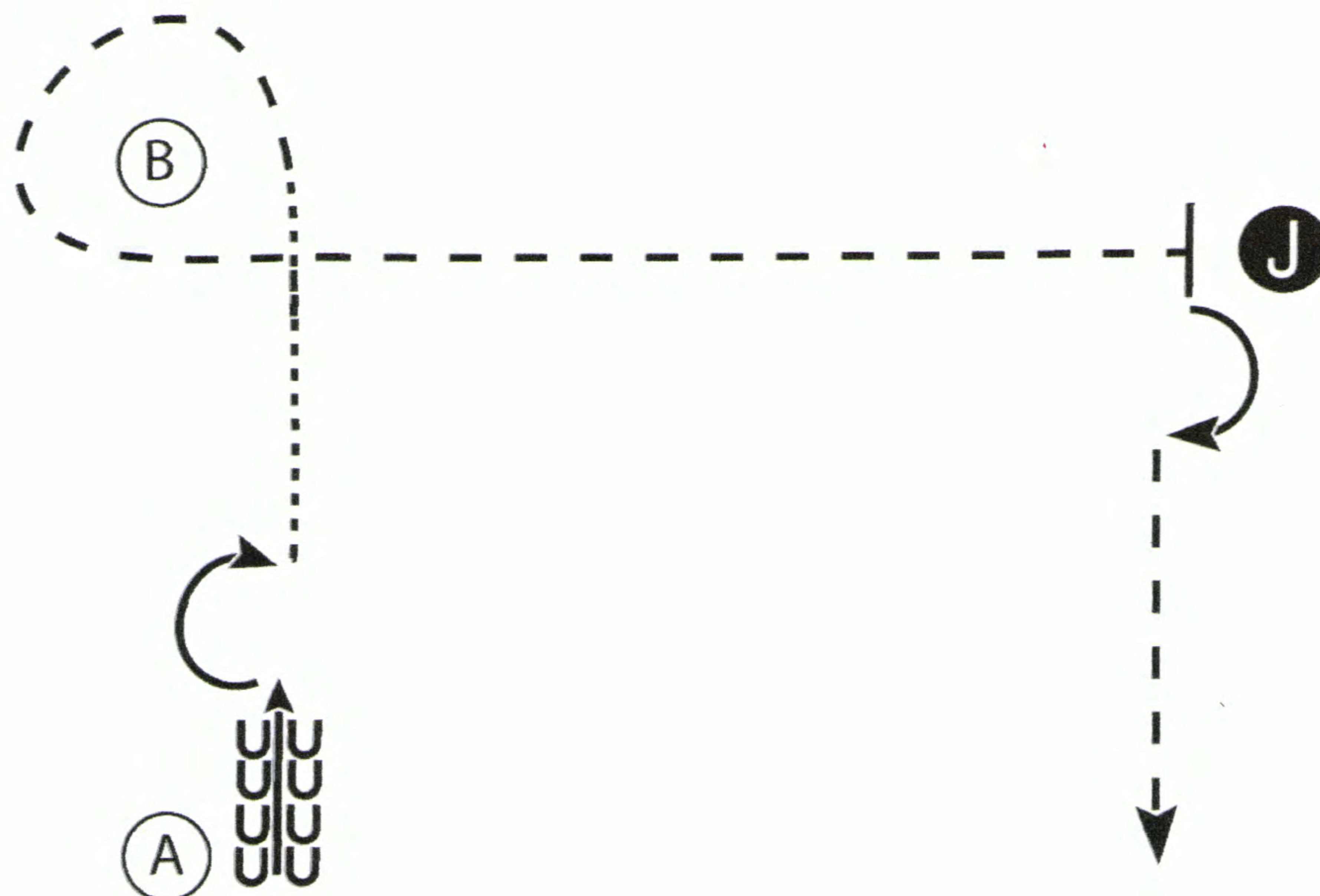
D O "

CSC Open Horse Show

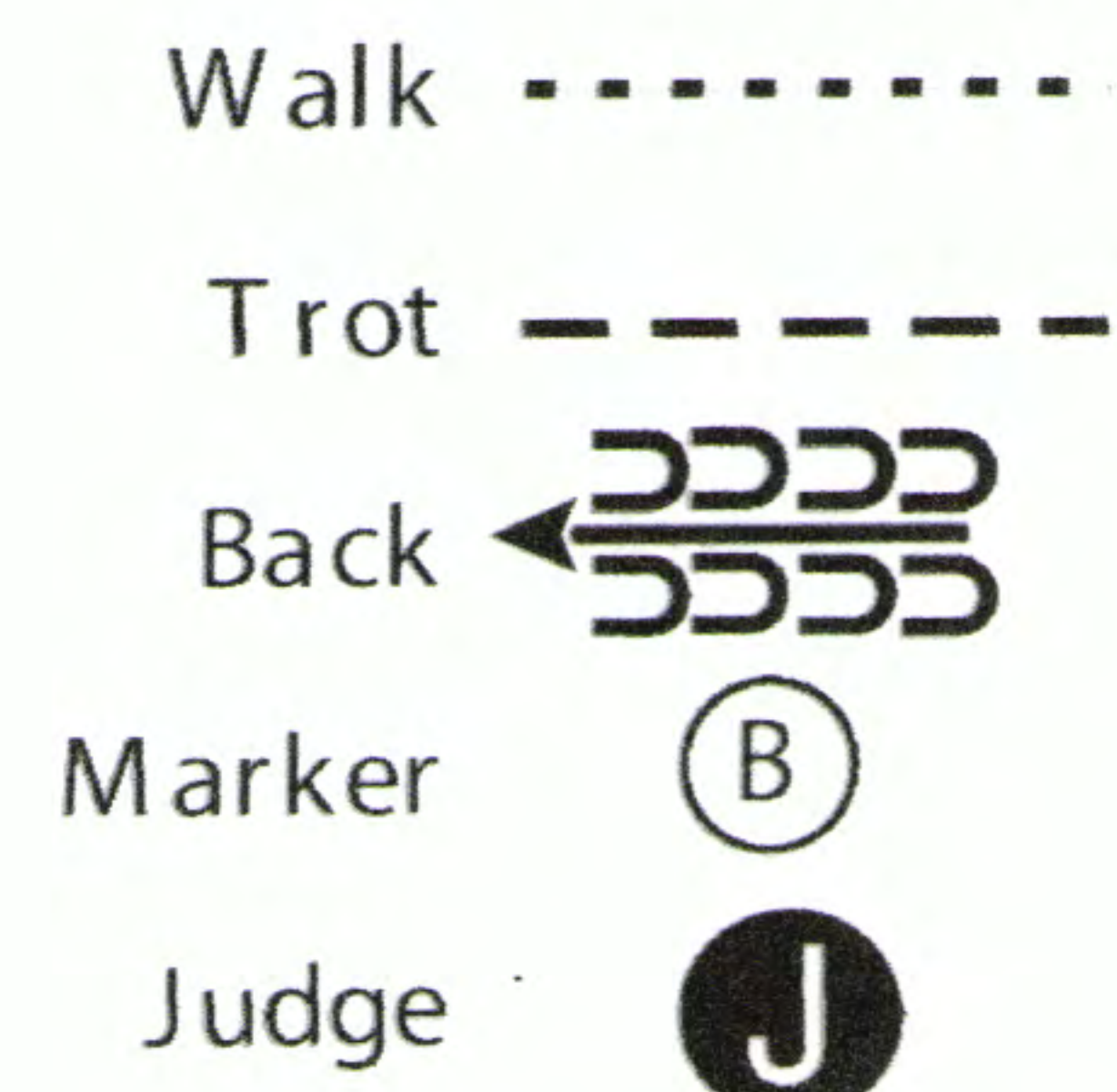
three gait showmanship

Show Date: 06-09-2024

classes 7+8



1. At A back 4 steps
2. Perform a 180 degree turn
3. Walk to B
4. At B trot around B and to the judge, set up for inspection
5. When dismissed perform a 90 degree turn and trot straight away from the judge



[S/2-1]

Pattern Provided by:

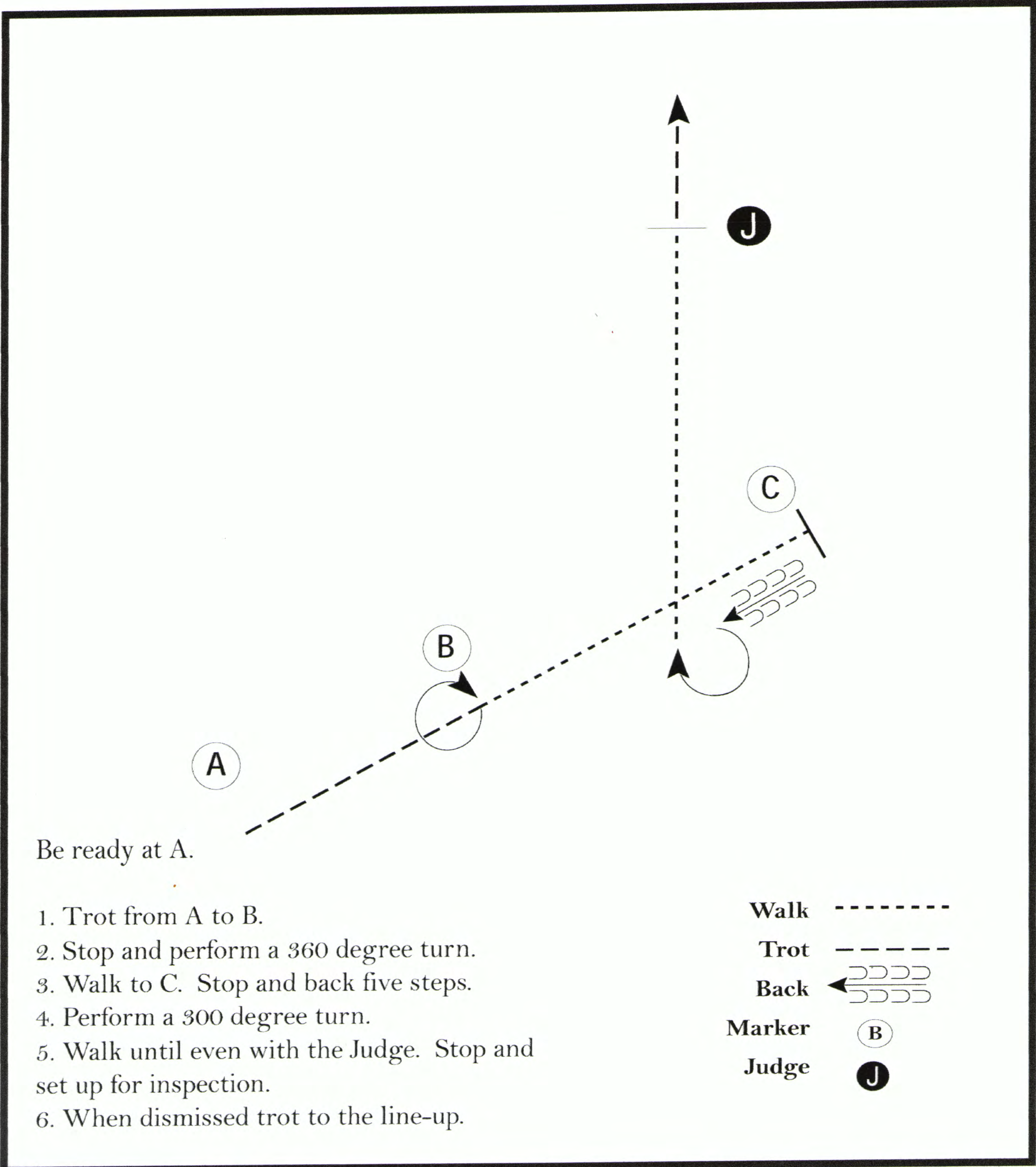
D O "

CSC Open Horse Show

CSC Showmanship Buckle Series

Show Date: 06-09-2024

Class 6



WWW.HORSESHOWPATTERNS.COM

WWW.HORSESHOWPATTERNS.COM

[S/3-10]

Pattern Provided by:

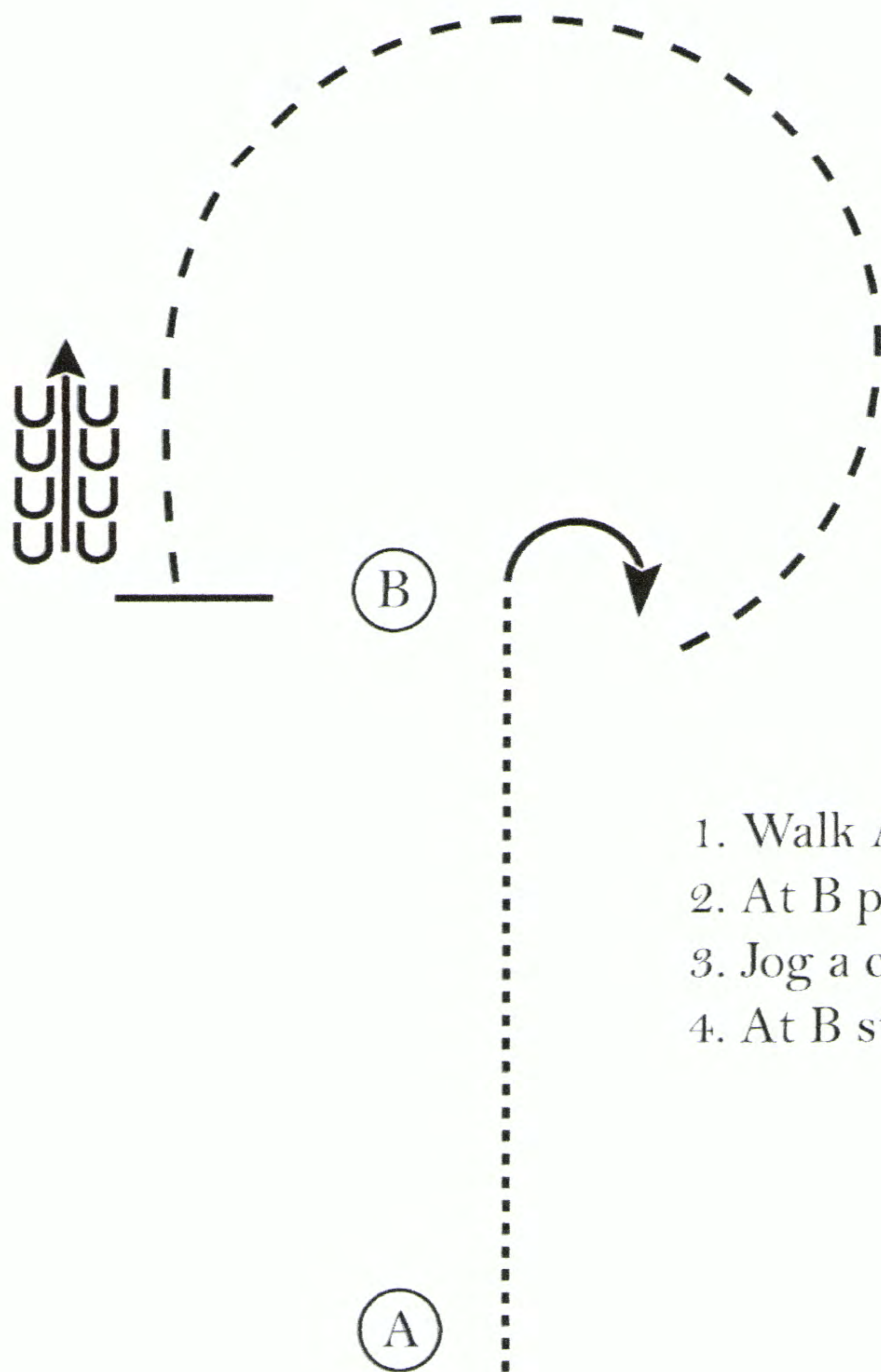
D O "

CSC Open Horse Show

WTJ Equitation Pattern Class

Show Date: 06-09-2024

Class 17



1. Walk A to B
2. At B perform a 90 degree turn to the right
3. Jog a circle around B
4. At B stop and back 4 steps

Walk
Jog	-----
Extended Jog	-----
Lope	—————
Leg Yield	
Lead Change	—/—
Back	←←←←←
Marker	(B)
Sidepass	←- - - ->

[WH/WT-7]

Pattern Provided by:

D O "

www.horsethows.com

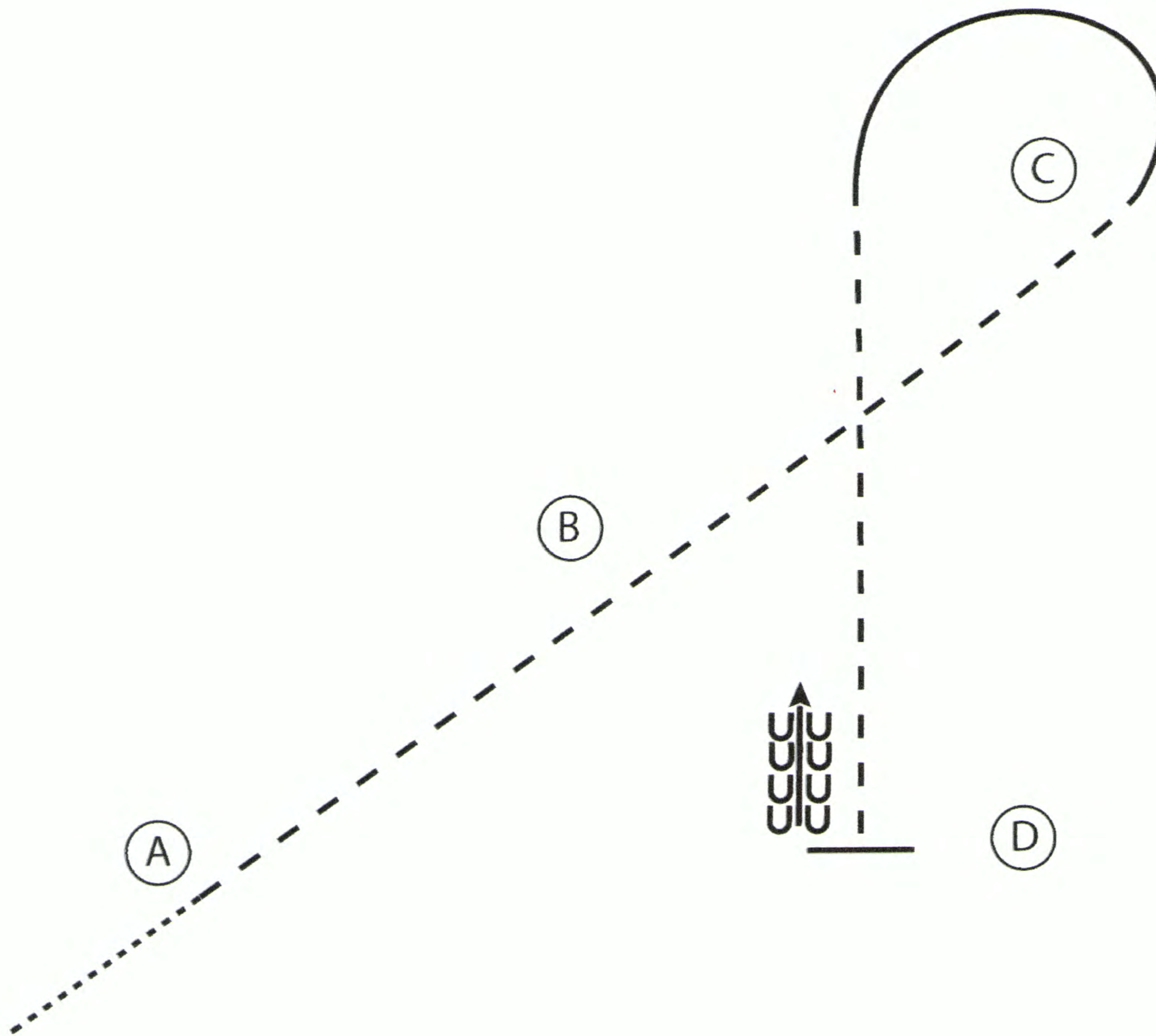
www.horsethows.com

CSC Open Horse Show

English Equitation pattern

class 18

Show Date: 06-09-2024



1. Walk to A
2. Sitting trot to B
3. Posting trot to C on the right diagonal
4. At C canter a half circle on the left lead
5. At C posting trot to D on the left diagonal
6. Stop at D and back 4 steps

Walk
Trot	-----
Extended Trot	— — — —
Canter	—————
Leg Yield	
Lead Change	
Back	
Marker	(B)
Sidepass	

[HSE/2-2]

Pattern Provided by:

www.horsetrainers.com

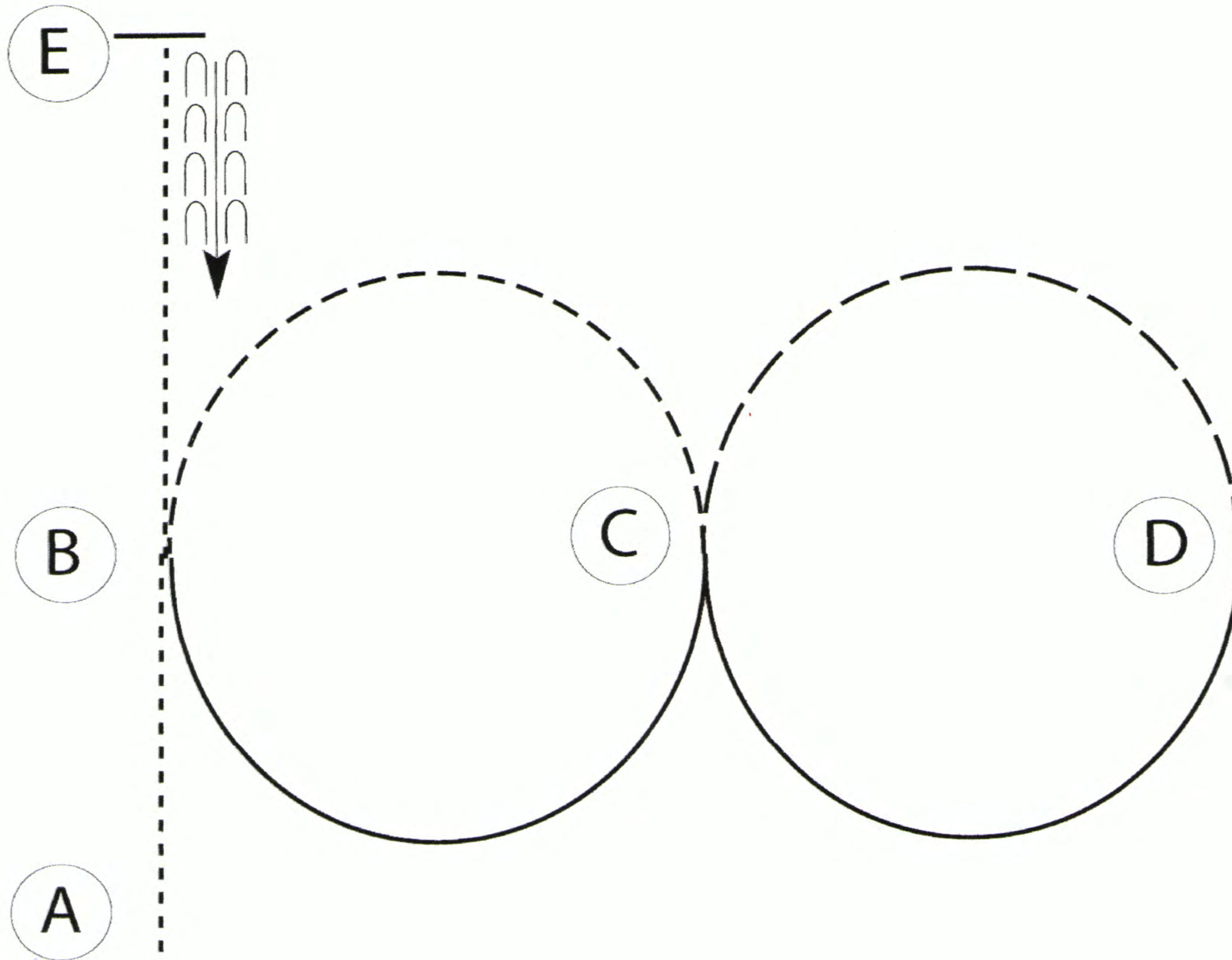
www.horsetrainers.com

CSC Open Horse Show

Western Horsemanship Pattern

class 34

Show Date: 06-09-2024



Be ready at A.

1. Walk A to B.
2. Jog a half circle to C.
3. Lope a half circle on the left lead to D.
4. Extend the jog in a half circle to C.
5. Lope a half circle on the right lead to B.
6. Walk to E.
7. Stop at E and back approximately one horse length.

Follow the instructions of your ring steward.

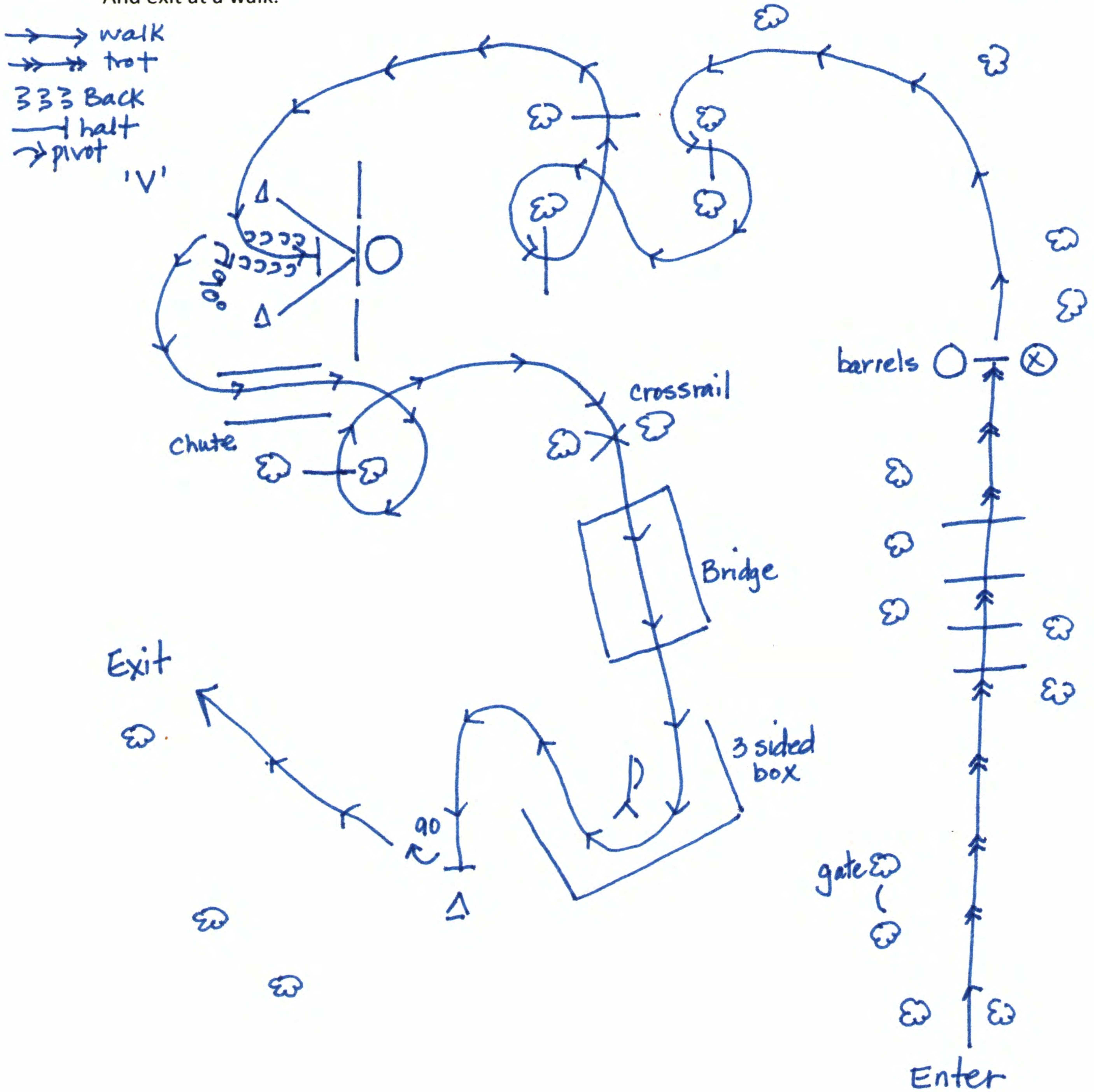
Walk	-----
Jog	- - - - -
Extended Jog	— — — —
Lope	—————
Lead Change	
Back	
Marker	(B)

[WH/2-3]

Pattern Provided by:

In hand and green WTJ Trail – Classes #40 and #41, June 2024

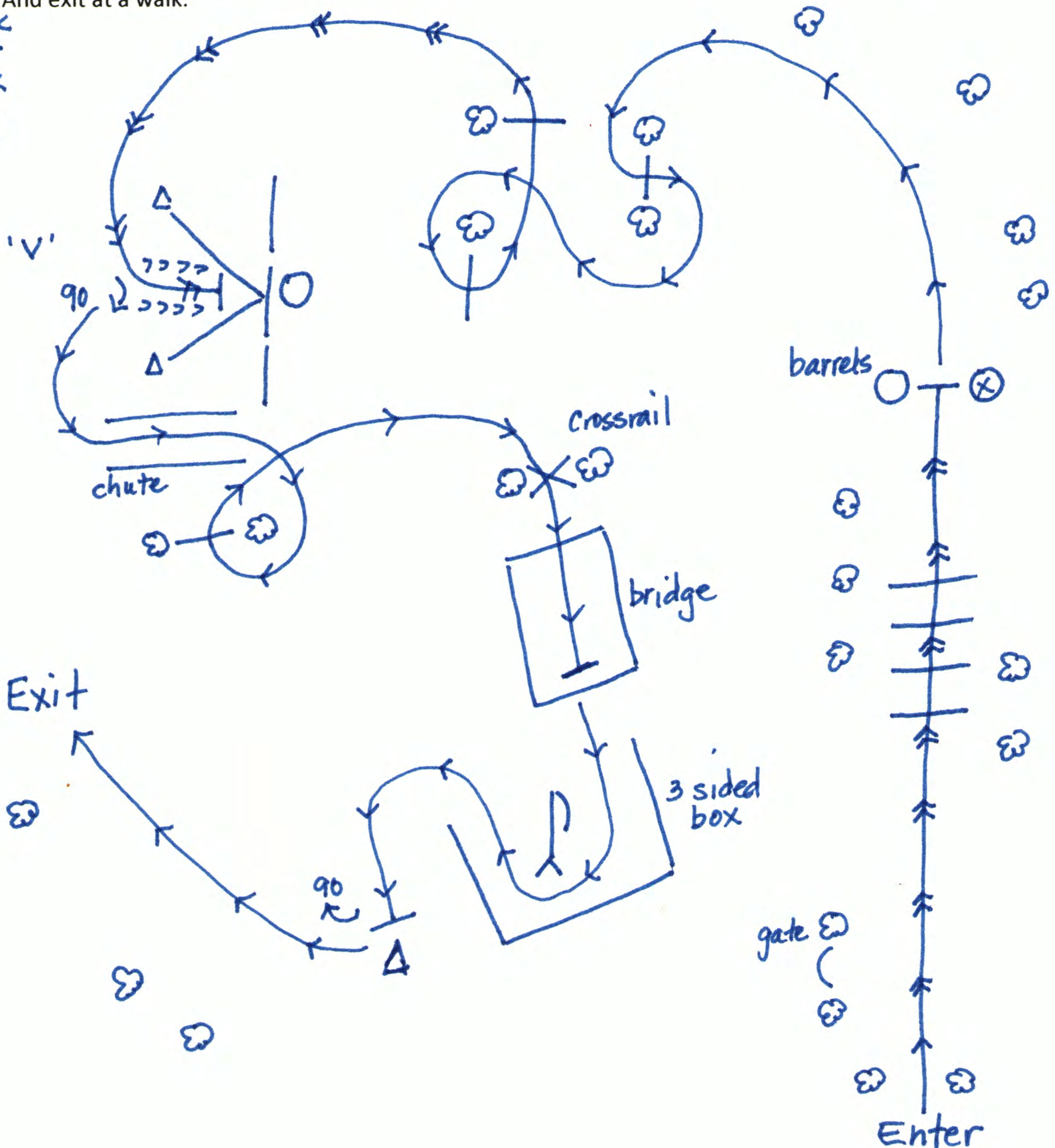
1. Enter at a walk. Walk one horse and then trot forward over poles towards Barrels.
2. Halt between barrels. Count to 5.
3. Walk forward curving left to weave through trees and over poles, as pictured.
4. Walk forward curving left into 'V'. Halt. Count to 5.
5. Back up 4 steps.
6. Pivot or turn on the haunches to the left, 90 degrees.
7. Walk through the chute. Circle right and step over pole between trees.
8. Walk over cross-rail and then bridge.
9. Walk into 3 sided box, around standard. Exit box and turn left.
10. Halt in front of the cone. Thank the judge. Pivot or turn on the haunches 90 degrees ~~left~~ **right**.
And exit at a walk.



WTJ Trail – Classes #42 and #43, June 2024

1. Enter at a walk. Walk one horse and then trot forward over poles towards Barrels.
 2. Halt between barrels. Count to 5. Move bucket from one barrel to the other.
 3. Walk forward curving left to weave through trees and over poles, as pictured.
 4. Walk forward curving left, then pick up trot. Trot into 'V'. Halt. Count to 5.
 5. Back up 4 steps.
 6. Turn on the haunches to the left, 90 degrees.
 7. Walk through the chute. Circle right and step over pole between trees.
 8. Walk over cross-rail and onto bridge. Halt on bridge for a count of 5.
 9. Walk into 3 sided box, around standard. Exit box and turn left.
 10. Halt in front of the cone. Thank the judge. Turn on the haunches 90 degrees ~~left~~ right.
- And exit at a walk.

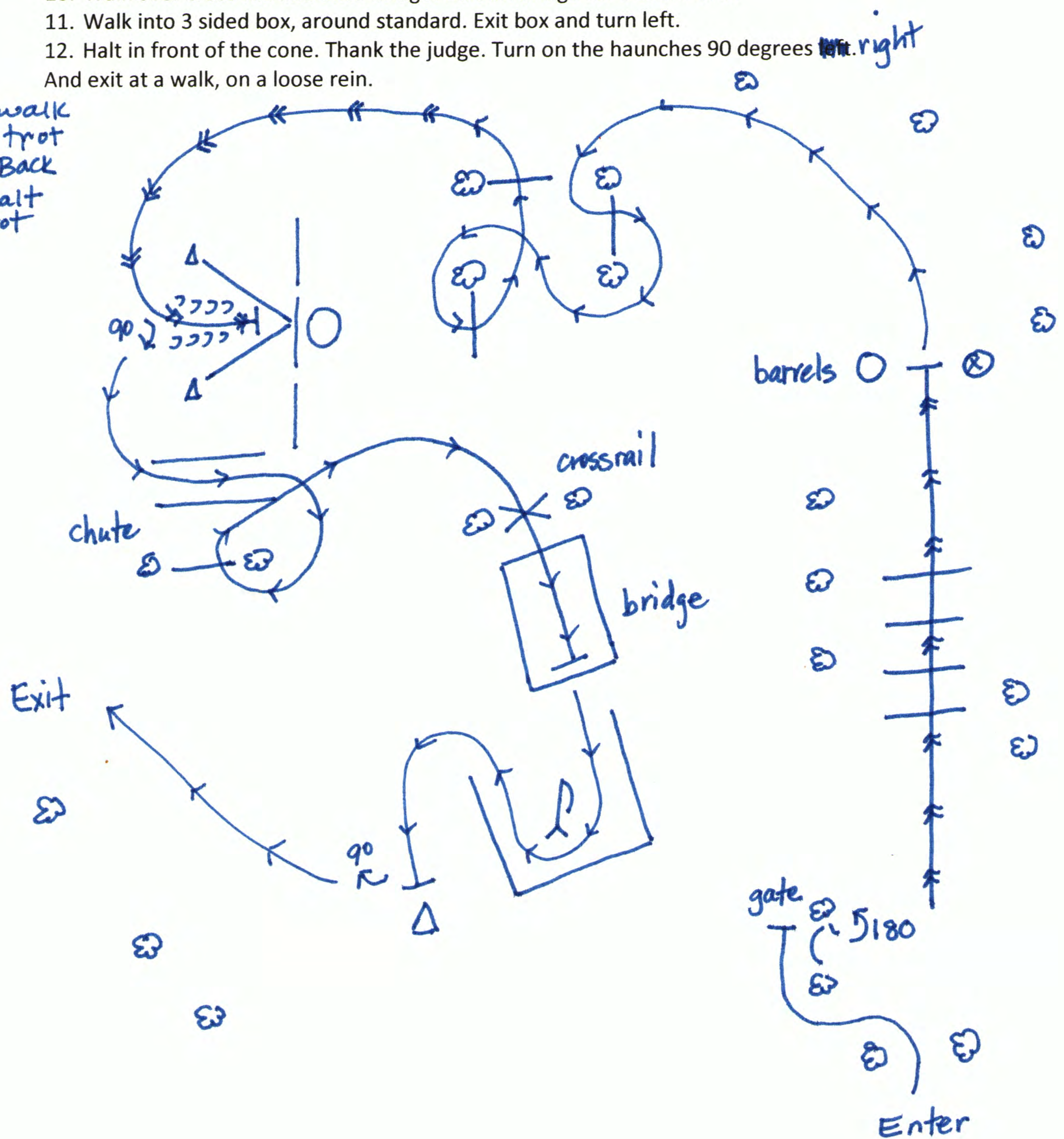
→→ walk
 →→→ trot
 <<<<< Back
 — halt
 ↻ pivot



3 Gait Trail – Classes #44, #45, #46 and #47, June 2024

1. Enter at a walk and turn left to position near the rope gate. Work the gate.
 2. Turn on the haunches 180 degrees to the left.
 3. Trot forward over the poles towards the barrels.
 4. Halt between barrels. Count to 5. Move bucket from one barrel to the other.
 5. Walk forward curving left to weave through trees and over poles, as pictured.
 6. Walk forward curving left, then pick up trot. Trot into 'V'. Halt. Count to 5.
 7. Back up 4 steps.
 8. Turn on the haunches to the left, 90 degrees.
 9. Walk through the chute. Circle right and step over pole between trees.
 10. Walk over cross-rail and onto bridge. Halt on bridge for a count of 5.
 11. Walk into 3 sided box, around standard. Exit box and turn left.
 12. Halt in front of the cone. Thank the judge. Turn on the haunches 90 degrees ~~left~~ ^{right}.
- And exit at a walk, on a loose rein.

→→ walk
 →→→ trot
 ≡≡≡ Back
 — halt
 ↪ pivot



Trail Buckle Challenge – Class #48, June 2024

1. Enter at a walk and turn left to position near the rope gate. Work the gate.
 2. Turn on the haunches 180 degrees to the left.
 3. Trot forward over the poles towards the barrels.
 4. Halt between barrels. Count to 5. Move bucket from one barrel to the other.
 5. Walk forward curving left to weave through trees and over poles, as pictured.
 6. Trot forward curving left and halt just passed first pole. Pivot left 180 degrees on the haunches.
 7. Sidepass left to center of pole. Walk over poles, as pictured. Halt with horses' front feet over last pole. Sidepass right to end of pole.
 8. Back through chute.
 9. Weave between trees, over pole and circle right stepping back over pole.
 10. Walk forward to the right, over cross-rail and onto bridge. Halt on bridge. Count to 5.
 11. Walk into 3 sided box. Halt. Lift hoodie from standard. Settle. Replace hoodie. Exit box to left.
 12. Halt in front of the cone. Thank the judge. Turn on the haunches 450 degrees ~~left~~ right (1/4 turn)
- Exit at a walk, on a loose rein.

→ walk
 →→→ trot
 | halt
 ↻ pivot
 ~~~ sidepass  
 UU Back

